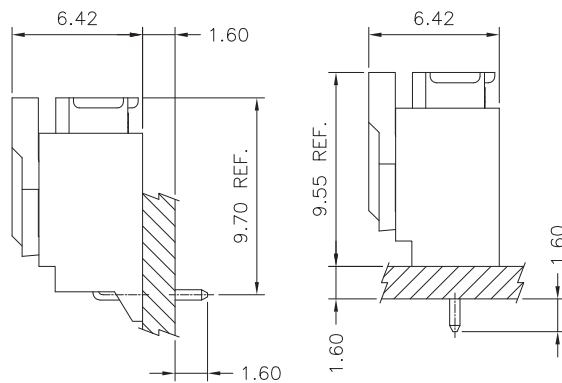


Specifications

- Current rating: 3A AC,DC
- Voltage rating: 250V AC,DC
- Temperature range: -25°C ~ +85°C
- Contact resistance: 30mΩ Max.
- Insulation resistance: 1000MΩ Min.
- Withstanding voltage: 1000V AC/minute
- *Contact H.R for details*

Assembly layout



Ordering code

① A2006 ② H ③ -05P ④ -BK

- ① Series No.
- ② H=Housing
- ③ No. of circuits
- ④ Option code: -BK=Black

① A2006 ② WV ③ -F ④ -05P ⑤ BK

- ① Series No.
- ② Connector type: WV=Vertical, WR=Right angle
- ③ Blank=Normal type
-F=With boss
- ④ No. of circuits
- ⑤ Option code: BK=Black



A2006 SERIES

2.00mm pitch wire to board connector

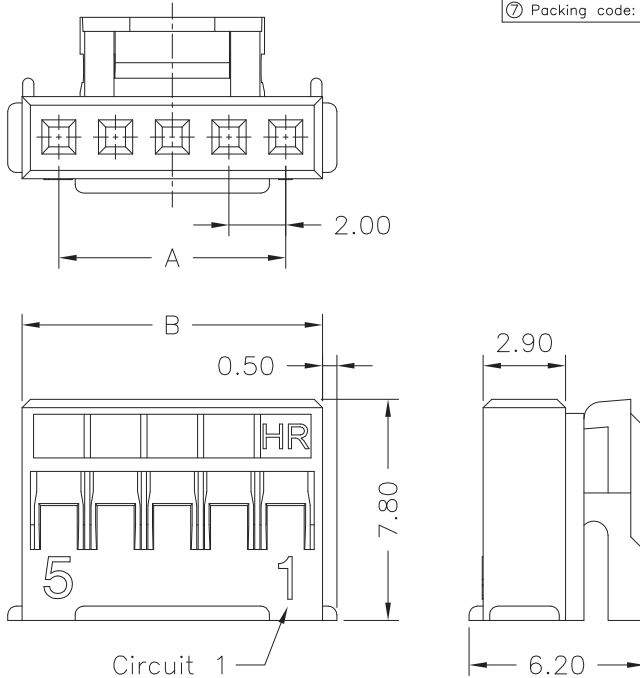
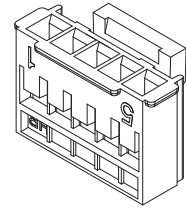
A2006-H — 2.00mm pitch Housing

Reference Informations:

- *Material: Nylon 66,UL94V-0
- *Suitable H.R A2211 series Terminal
- *Mates with H.R A2006 series Wafer

	A2006H-05P	N	0	W	NP	N	00	G
		①	②	③	④	⑤	⑥	⑦

① N=Halogen Free
② Material: 0=Nylon 66-V0
③ Color: W=White, B=Black
④ Plating code: NP=Non-plating
⑤ Plating code: N=Non-plating
⑥ Option code: 00=Standard
⑦ Packing code: G=Bag



Ordering Information & Dimensions:

PART NO.	Dimensions	
	A	B
A2006H-02P	2.00	4.60
A2006H-03P	4.00	6.60
A2006H-04P	6.00	8.60
A2006H-05P	8.00	10.60
A2006H-06P	10.00	12.60
A2006H-07P	12.00	14.60
A2006H-08P	14.00	16.60
A2006H-09P	16.00	18.60
A2006H-10P	18.00	20.60
A2006H-11P	20.00	22.60
A2006H-12P	22.00	24.60
A2006H-13P	24.00	26.60
A2006H-14P	26.00	28.60
A2006H-15P	28.00	30.60
A2006H-16P	30.00	32.60

Unit:mm

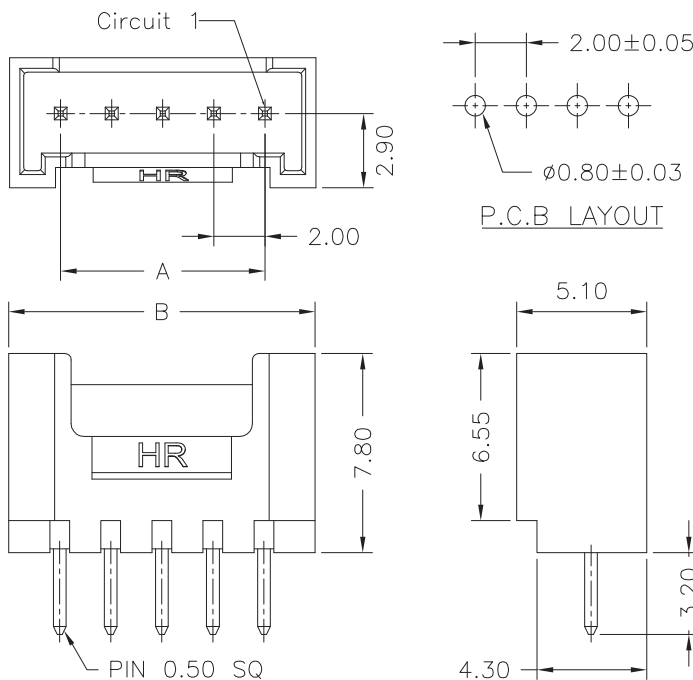
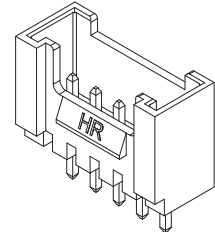
A2006WV — 2.00mm pitch 180° Wafer

Reference Informations:

- *Material: Pin: Brass/Gold-flash
Wafer: Nylon 46,UL94V-0
- *Mates with H.R A2006 series Housing

	A2006WV-05P	N	6	B	G1	N	00	G
		①	②	③	④	⑤	⑥	⑦

① N=Halogen Free
② Material: 6=Nylon 6T
③ Color: B=Black
④ Plating code: G1=Gold-flash
⑤ Plating code: N=Non-plating
⑥ Option code: 00=Standard
⑦ Packing code: G=Bag



Ordering Information & Dimensions:

PART NO.	Dimensions	
	A	B
A2006WV-02P	2.00	6.00
A2006WV-03P	4.00	8.00
A2006WV-04P	6.00	10.00
A2006WV-05P	8.00	12.00
A2006WV-06P	10.00	14.00
A2006WV-07P	12.00	16.00
A2006WV-08P	14.00	18.00
A2006WV-09P	16.00	20.00
A2006WV-10P	18.00	22.00
A2006WV-11P	20.00	24.00
A2006WV-12P	22.00	26.00
A2006WV-13P	24.00	28.00
A2006WV-14P	26.00	30.00
A2006WV-15P	28.00	32.00
A2006WV-16P	30.00	34.00

Unit:mm



A2006 SERIES

2.00mm pitch wire to board connector

A2006WR

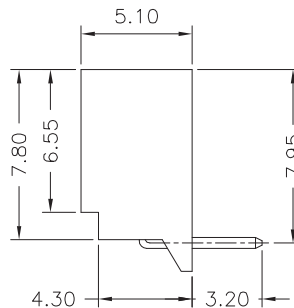
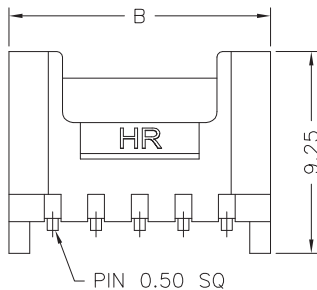
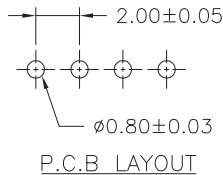
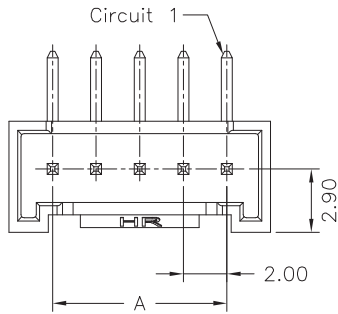
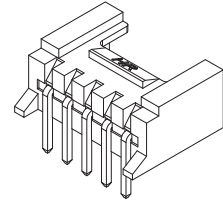
—2.00mm pitch 90° Wafer—

Reference Informations:

- *Material: Pin: Brass/Gold-flash
Wafer: Nylon 46,UL94V-0
- *Mates with H.R A2006 series Housing

	A2006WR-05P	N	6	B	G1	N	00	G
		①	②	③	④	⑤	⑥	⑦

- ① N=Halogen Free
- ② Material: 6=Nylon 6T
- ③ Color: B=Black
- ④ Plating code: G1=Gold-flash
- ⑤ Plating code: N=Non-plating
- ⑥ Option code: 00=Standard
- ⑦ Packing code: G=Bag



Ordering Information & Dimensions:

PART NO.	Dimensions	
	A	B
A2006WR-02P	2.00	6.00
A2006WR-03P	4.00	8.00
A2006WR-04P	6.00	10.00
A2006WR-05P	8.00	12.00
A2006WR-06P	10.00	14.00
A2006WR-07P	12.00	16.00
A2006WR-08P	14.00	18.00
A2006WR-09P	16.00	20.00
A2006WR-10P	18.00	22.00
A2006WR-11P	20.00	24.00
A2006WR-12P	22.00	26.00
A2006WR-13P	24.00	28.00
A2006WR-14P	26.00	30.00
A2006WR-15P	28.00	32.00
A2006WR-16P	30.00	34.00

Unit:mm

A2006WV-F

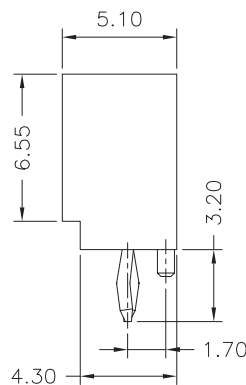
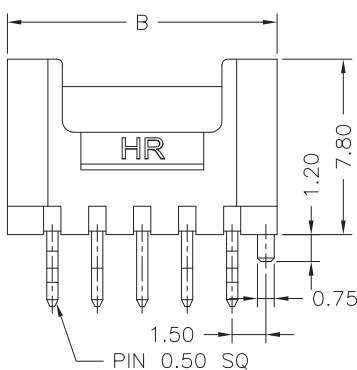
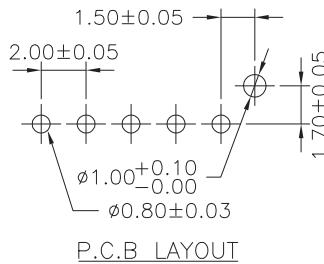
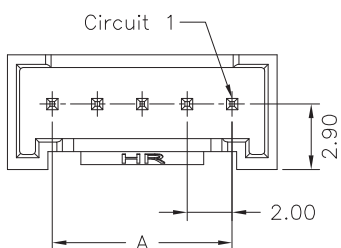
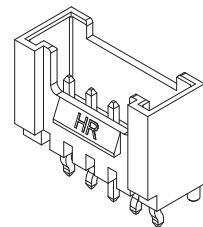
—2.00mm pitch 180° Wafer With Boss

Reference Informations:

- *Material: Pin: Brass/Gold-flash
Wafer: Nylon 46,UL94V-0
- *Mates with H.R A2006 series Housing

	A2006WV-F-05P	N	6	B	G1	N	K0	G
		①	②	③	④	⑤	⑥	⑦

- ① N=Halogen Free
- ② Material: 6=Nylon 6T
- ③ Color: B=Black
- ④ Plating code: G1=Gold-flash
- ⑤ Plating code: N=Non-plating
- ⑥ Option code: K0=With pin kink
- ⑦ Packing code: G=Bag



Ordering Information & Dimensions:

PART NO.	Dimensions	
	A	B
A2006WV-F-02P	2.00	6.00
A2006WV-F-03P	4.00	8.00
A2006WV-F-04P	6.00	10.00
A2006WV-F-05P	8.00	12.00
A2006WV-F-06P	10.00	14.00
A2006WV-F-07P	12.00	16.00
A2006WV-F-08P	14.00	18.00
A2006WV-F-09P	16.00	20.00
A2006WV-F-10P	18.00	22.00
A2006WV-F-11P	20.00	24.00
A2006WV-F-12P	22.00	26.00
A2006WV-F-13P	24.00	28.00
A2006WV-F-14P	26.00	30.00
A2006WV-F-15P	28.00	32.00
A2006WV-F-16P	30.00	34.00

Unit:mm



A2006 SERIES

2.00mm pitch wire to board connector

A2006WR-F

2.00mm pitch 90° Wafer With Boss

Reference Informations:

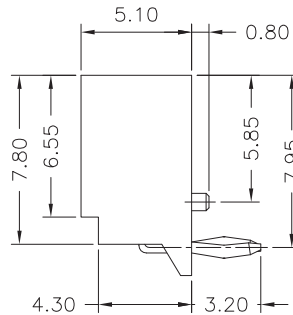
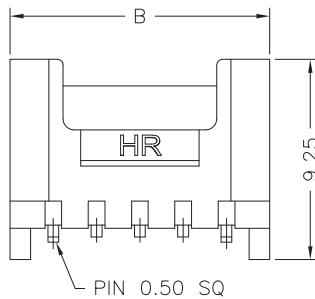
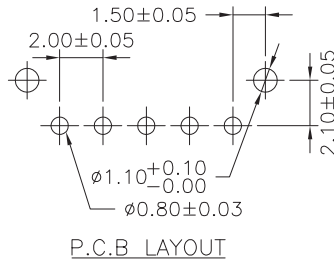
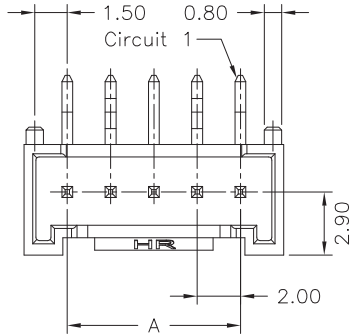
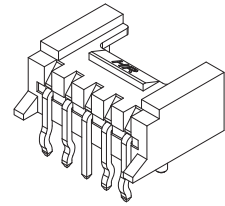
*Material: Pin: Brass/Gold-flash

Wafer: Nylon 46,UL94V-0

*Mates with H.R A2006 series Housing

A2006WR-F-05P N 6 B G1 N KO G
 ① ② ③ ④ ⑤ ⑥ ⑦

① N=Halogen Free
 ② Material: 6=Nylon 6T
 ③ Color: B=Black
 ④ Plating code: G1=Gold-flash
 ⑤ Plating code: N=Non-plating
 ⑥ Option code: KO=With pin kink
 ⑦ Packing code: G=Bag



Ordering Information & Dimensions:

PART NO.	Dimensions	
	A	B
A2006WR-F-02P	2.00	6.00
A2006WR-F-03P	4.00	8.00
A2006WR-F-04P	6.00	10.00
A2006WR-F-05P	8.00	12.00
A2006WR-F-06P	10.00	14.00
A2006WR-F-07P	12.00	16.00
A2006WR-F-08P	14.00	18.00
A2006WR-F-09P	16.00	20.00
A2006WR-F-10P	18.00	22.00
A2006WR-F-11P	20.00	24.00
A2006WR-F-12P	22.00	26.00
A2006WR-F-13P	24.00	28.00
A2006WR-F-14P	26.00	30.00
A2006WR-F-15P	28.00	32.00
A2006WR-F-16P	30.00	34.00

Unit:mm